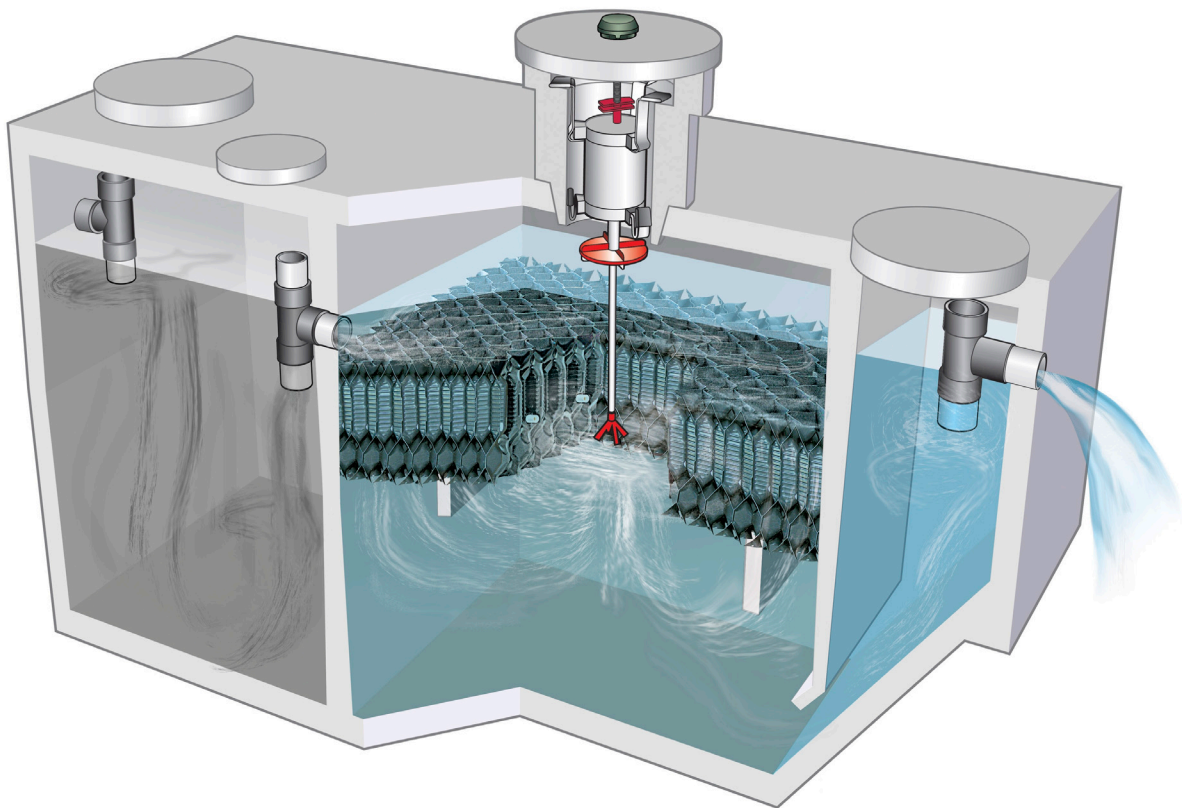




1500 Series BAT[®] Media Plants

OWNER'S MANUAL





1500 Series BAT® Media Plants


PLANT MODELS

Jet Media Plants are available in six sizes – 500, 600, 750, 1000, 1250 & 1500 gpd (“gpd” means “gallons per day” and refers to the way wastewater treatment plants are rated). Plants in the J-1500 Series have been tested and meet NSF Standard 40 criteria for a Class I NSF Listing. Most 500 through 750 gpd plants serve single family dwellings. Larger plants normally serve other buildings.

BAT® PROCESS

Your plant uses Jet’s exclusive wastewater treatment process called Biologically Accelerated Treatment, or BAT® for short.

In this process, millions of microorganisms attach themselves to the media. The Jet Aerator supplies the oxygen utilized by the microorganisms to convert the waste to colorless, odorless liquids and gases. This process provides an extraordinarily high degree of treatment.



BAT® MEDIA

CONTENTS

PLANT MODELS.....	2
BAT® PROCESS	2
JET TANK.....	3
500 THROUGH 1500 GPD PLANTS.....	3
JET AERATOR	3
CONTROL PANEL.....	4
JET-CHLOR® CHLORINATION	4
CHLOR-AWAY® DECHLORINATION	4
BIO JET-7®.....	5
INSPECTION & SERVICE.....	5
Local Distributor	
Limited Warranty & Service Policy	
Renew Your Inspection & Service Policy	
Service Intervals	
DO'S & DON'TS	6
Avoid These Items/Things to Do	
Plant Landscaping	
Vacations & Intermittent Use	
LIFETIME EXCHANGE PROGRAM	6
WARRANTY.....	7
ABOUT JET.....	8

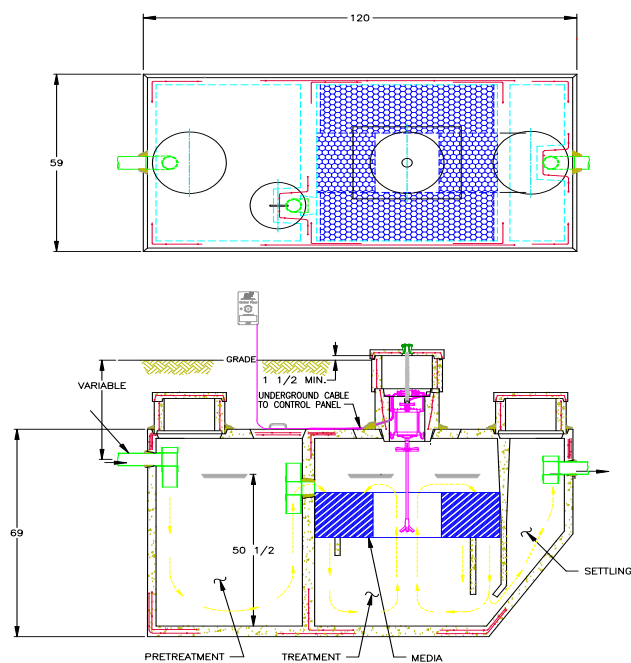


JET TANK

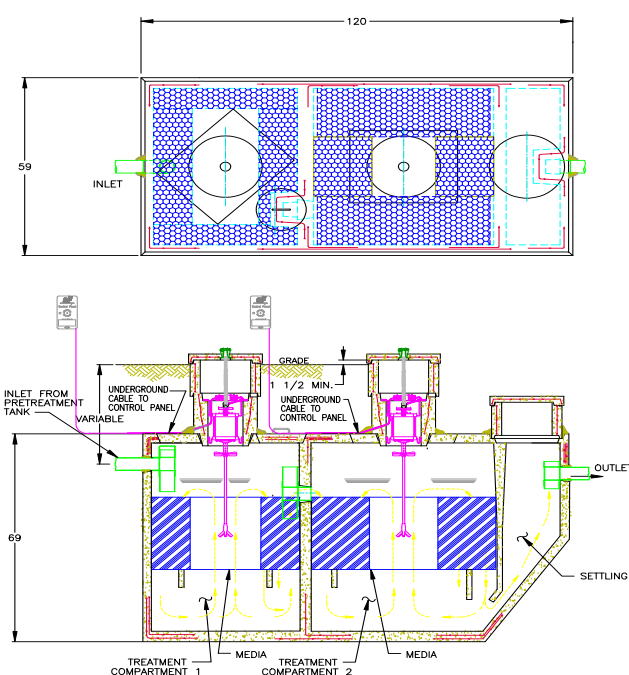
The tank has three compartments. Arrows on the diagram indicate the flow direction. The Pretreatment Compartment, on the left, receives wastewater and treats it physically and biologically. The Jet Aerator provides mixing and injects fresh air into the Treatment Compartment contents. The model 500, 600, and 750 gpd tanks have only one aerator and media pack with a built in pretreatment tank. The model 1000,

1250, and 1500 gpd plants will have two aerators and media packs with a separate pretreatment tank. The wastewater flows through the plant, receiving treatment as it travels to the Settling Compartment. Here, fine particles settle and return to the Treatment Compartment, for further processing, leaving only a clear, odorless liquid for final discharge.

500 THROUGH 1500 GPD PLANTS



Note: Drawings are not to scale



JET AERATOR

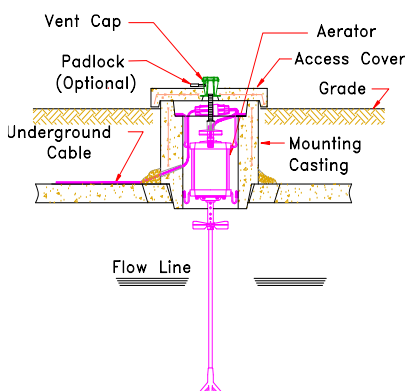
The aerator is the only mechanical component in your plant. It requires no owner maintenance.

Fresh, outside air is drawn into the Treatment Compartment by the aerator. Air travels down the mounting casting cover air vent through the aerator and into the tank, providing oxygen for the treatment process. Any foam is controlled by the foam restrictor.

Aerator operation is virtually silent. If the plant is located near an open window, you may detect the sound of air moving into the treatment tank.

For virtually silent operation, please ask your Jet Distributor to install an Aerator Silencer.

Jet has a sealed aerator. The aerator is sealed to protect it from damage by water. It is not designed to operate under water. If a high water level occurs, the control panel circuit breaker will open, shutting off power to the aerator. The warning light will turn "on". If this happens, press the circuit breaker reset button on the control panel to restart the aerator.



- Never handle your aerator. Call your Jet Distributor if any service is necessary.
- When the Aerator Access Cover is removed and reinstalled, it is important to place the Outside Air Hose in the vent cap. The hose must not be obstructed.
- Never disassemble or work on the aerator. This voids the Warranty.
- Power at the main electrical panel must be turned off before any authorized service is performed on the aerator, the control panel or any wiring.

CONTROL PANEL

The control panel should be mounted where it can be easily accessed and seen. A wiring diagram and instructions are inside the control panel cover. Energy requirements are 115 Volt, 60 Hz. Electrical work must be performed in accordance with the requirements of the National Electrical Codes and local codes.

If the red visual alert light glows and/or an audible alert buzzer sounds, the circuit breaker has opened to protect the aerator. To restart the aerator, press the circuit breaker reset button. If the breaker does not stay “set”, causing the light and/or buzzer to repeatedly operate, contact your Jet Distributor.

Also, your control panel has an audible alert buzzer. It sounds when the circuit breaker trips. Also, the red visual alert light goes “ON.” Both buzzer and alert light can be turned off by pressing the control panel circuit breaker reset button. Normally, this will restart the aerator.

If the buzzer and alert light come on repeatedly, turn the switch in the control panel to “OFF” and immediately call your Jet Distributor to service.

JET-CHLOR® CHLORINATION

Your plant may be equipped with a JET-CHLOR® Tablet Chlorinator. It is installed on the plant discharge line.

If you have a chlorinator, read the “Installation and Operation” manual. This gives instructions for easy operation and maintenance.

We strongly recommend you use only JET-CHLOR® Tablets. They are EPA approved while many others are not. See your local dealer to purchase JET-CHLOR® and to receive additional information.

CHLOR-AWAY® DECHLORINATION

If you have a chlorinator, your plant may be equipped with the Jet Dechlorinator. This is installed after the chlorinator on the discharge line.

We strongly recommend that you use only CHLOR-AWAY® Tablets in your dechlorinator. Our tablets are highly effective and cost efficient. See your local dealer to purchase CHLOR-AWAY® and to receive additional information.



BIO JET-7®

- BIO JET-7® is a natural, organic, non-toxic liquid that gets new plants and plants that have just completed their 3-year service off to a running start. When used as directed, BIO JET-7® prevents grease traps from clogging and eliminates septic tank odors. It really works!
- If your neighbors are experiencing odor problems from their septic tank, suggest they get a bottle of BIO JET-7®. It is their first line of defense for dealing with their septic odor problems.
- Periodic application of BIO JET-7® and following the recommended plant maintenance will keep your plant running in top form.

INSPECTION & SERVICE

LOCAL DISTRIBUTOR

The local Jet Distributor who installed your Jet Plant is trained, experienced and properly equipped to handle service and answer any questions. Your distributor's name and phone number are posted on the cover of your control panel. You can also search for a list of available service providers in your area on our website www.jetincorp.com.

LIMITED WARRANTY & SERVICE POLICY

Your Limited Warranty and Inspection/Service Policy are printed on a card accompanying this manual.

RENEW YOUR INSPECTION/SERVICE POLICY

For the first two years, your Jet Distributor provides free inspection and service. This Inspection/Service Policy includes four scheduled service and maintenance calls at no charge. After the first two years, renew your Inspection/Service Policy with your Jet Distributor.

PLANT SERVICE – 3 YEAR CYCLE

Service	Months					
	6	12	18	24	30	36
6-Month						
12-Month						
3-Year						

SERVICE INTERVALS

6-Month Service: This comprehensive service call includes collection and assessment of a post-treatment sample, inspection, servicing, cleaning, removal, reinstallation and testing of the aerator by a trained serviceman.

12-Month Service: This call provides all elements of the 6-Month Service as well as media cleaning.

3-Year Service: This service provides all steps in the 6- and 12-month service and tank pumping, if necessary. If you have not renewed your Inspection/Service Policy, you will be charged for the 30- and 36-month service calls. Tank pumping is not included under your Jet Distributor's Inspection/Service Policy. It is charged to you by your tank pumper. If you have kept your service policy in force, there will be no charge for aerator service. **Make sure you notify your Jet Distributor before you have your tank pumped. If the tank pumper is not familiar with Jet's media and media has not been cleaned before pumping, severe damage to the media can occur. This is potentially very costly to repair.**



DO'S & DON'TS

Avoid These Items

Do not put any of the following items in your plant or sewage system. They will cause serious damage to the plant's biological process and equipment.

1. Plastic, sanitary products, scouring pads, condoms, mop strings, "disposable" diapers, towels, lint, rags, etc. These items will collect in your plant and require more frequent pumping.
2. Paints, paint thinner, chemicals, grease, solvents and sanitizer. These kill the good bacteria in your plant.
3. Water softener backwash. Route to drainage ditch, storm sewer or downspout drainage system.
4. Heavy plumbing cleaners and toilet tank tablets that will kill off the good bacteria in your plant.
5. Don't use concentrated detergents or detergents that contain phosphates.

Things to Do

- Know the location of your control panel and check periodically for alarm conditions.
- Keep a record of pumping, inspections, and maintenance.
- Practice water conservation to reduce the amount of water going into the Jet System.
- Learn the location of your Jet system, avoid constructing patios, decks, and paved surfaces over your system.
- Divert roof drains and surface water away from your Jet system.
- Keep sump pump water and house footing drains away from the Jet system.
- Reduce heavy water usage periods by separating dishwashing and laundry from shower time.
- Use dryer sheets in the dryer in place of liquid fabric softeners in the wash cycle.

PLANT LANDSCAPING AND VACATION USAGE

PLANT LANDSCAPING

Most owners plant grass over their Jet Plant. Many owners prefer planting a flower bed. Myrtle, Pachysandra, or shrubbery is also attractive. Do not position anything permanently over below-grade access covers. They must be accessible for service (Note: Some systems may already have all three access covers extended above grade. Refer to drawings on page three for access cover locations). It is very important that the finished grade slope away from the plant. Also, grade must be at least 1" below the bottom of the access covers.

VACATIONS & INTERMITTENT USE

If your plant serves a vacation home or a building in which all occupants will be absent part of the time, the plant should be left running and cycled as it is during any absences. This will clean the Treatment Compartment during the absence and keep the plant in top operating condition.

LIFETIME EXCHANGE PROGRAM

Exchange Programs

All Jet aerators are covered under our lifetime exchange policy. Your aerator is automatically enrolled in our pro-rated exchange program so you will never have to pay full price for an exchange aerator should your original aeration unit fail. Contact your authorized Jet distributor for more details regarding this unique advantage to owning a Jet system.

For additional information on Jet systems reference the FAQ section on our website www.jetincorp.com



30 MONTH LIMITED WARRANTY

Jet Inc. warrants every new Jet aerator against defective materials and workmanship, under normal service, for 30 months commencing on the date of original installation if a complete warranty card is returned to Jet Inc. within 20 days from the date of installation or within 20 days after the original purchaser moves into the building or home serviced by the aerator or on the date of shipment from the factory if no warranty card is returned within the time period described above.

To make a claim under this warranty notify your Jet Distributor. All aerators covered under the warranty must be returned to the factory by a Jet Distributor. Jet Inc., at its option, may elect to repair or replace the aerator, or refund the purchase price of the aerator. Jet Inc. will provide the appropriate remedy within 60 days after confirming that the claim is covered by the warranty. Jet Inc. reserves the right to replace the aerator with an aerator of comparable quality and does not guarantee that it will match the original aerator. If any warranty repair is needed, it will be made at the factory. The owner shall assume all responsibility for freight charges to and from the factory. If there are parts missing from the returned aerator, an additional charge will be made.

If there is any in-warranty media repair or replacement, this will be taken care of by the Jet Distributor at the installation, with no charge for labor or materials. Media damage caused by owners or unauthorized persons is not covered under the warranty.

This warranty does not cover any Jet aerators damaged due (1) to disassembly by unauthorized persons, (2) improper installation, (3) misuse, (4) lightning, (5) external damage, (6) improper or altered wiring, (7) improper overload protection, (8) failure to follow the instructions in the Owner's Manual (9) failure to maintain a service policy after the free initial service policy expires. This warranty applies

to all Jet 700LL Series Aerators made by and bearing the name Jet Inc. This warranty also does not cover any of the building, home wiring, plumbing, drainage or any other part of the disposal system.

JET INC. SHALL NOT BE RESPONSIBLE FOR ANY INCIDENTAL, CONSEQUENTIAL OR PUNITIVE DAMAGE CAUSED BY DEFECTIVE COMPONENTS OR MATERIALS OR FOR ANY LOSS INCURRED BECAUSE OF THE INTERRUPTION OF SERVICE, OR ANY OTHER SPECIAL CONSEQUENTIAL, OR INCIDENTAL DAMAGES OR EXPENSES ARISING FROM THE MANUFACTURE, SALE, USE OR MISUSE OF ANY JET PRODUCTS COVERED HEREUNDER. THIS WARRANTY IS IN LIEU OF ALL OTHER EXPRESS WARRANTIES. ANY WARRANTY IMPLIED BY LAW, INCLUDING IMPLIED WARRANTIES OF MERCHANTABILITY OR FITNESS FOR A PARTICULAR PURPOSE (IF APPLICABLE), AND IS IN EFFECT ONLY FOR THE WARRANTY PERIOD SPECIFIED ABOVE. (SOME STATES DO NOT ALLOW EXCLUSIONS OR LIMITATIONS OF INCIDENTAL OR CONSEQUENTIAL DAMAGES SO THE ABOVE MAY NOT APPLY TO YOU.) SOME STATES DO NOT ALLOW LIMITATIONS OF HOW LONG AN IMPLIED WARRANTY LASTS, SO THE ABOVE LIMITATIONS MAY NOT APPLY TO YOU.

Jet Inc. reserves the right to revise, change or modify the construction and design of any and all Jet products or any component part or parts thereof, without incurring any obligation to make such changes or modifications in present equipment. This warranty gives you specific legal rights, and you may also have other rights, which vary from state to state.

ATTENTION!
AERATOR WARRANTY IS VOID IF A 7 AMP CIRCUIT BREAKER
AND A JET CONTROL PANEL ARE NOT USED.



About Jet

Our Mission Statement: To be the #1 worldwide provider of advanced onsite wastewater treatment systems known for the quality of our systems, customer service and business integrity.

The Company

Founded in 1955, David S. MacLaren acted on an innovative idea. While working closely with his father, Albert MacLaren, they designed and patented an aerator for family homes that would more effectively treat and dispose of residential wastewater, changing the technology in the wastewater treatment business forever! A close look at our competitors will highlight how much of an innovator we are as most of the competing concrete tanks are modeled after our design, but they can't copy another Jet innovation, our patented BAT® media. This makes Jet the true pioneer and a leader in onsite wastewater treatment both in residential and commercial settings. Offering a high level of customer service and cutting edge products in an ever changing industry, Jet is the LEADER in wastewater technology. Jet's representatives design, install and service the best products in the industry!

The Products

Jet concentrates on water pollution control, producing equipment and components for package wastewater treatment plants. Starting with a residential plant, the company refined and worked with this product so that today it is the most accepted, largest selling home plant in the country. Next, Jet added a complete line of commercial plants designed to serve factories, apartments, hospitals, service stations, trailer parks, and dozens of similar installations located beyond city sewer lines. To support its commercial plants Jet offers a complete line of optional equipment and accessories. A unique feature of Jet's Commercial Plant is the patented Jet Air-Seal Diffuser®. The first truly non-clog diffuser in the field, it has been acclaimed by health authorities and engineers. Jet's product lines also include JET-CHLOR® Wastewater Disinfectant Systems, CHLOR-AWAY® Dechlorination Systems, Jet Tablet Feeders, BIO JET-7®, a natural, organic wastewater additive, Lift Stations, Liquid Level Alarms, Controllers and a broad range of other wastewater treatment products and equipment. Field-proven in thousands of installations, Jet plants have successfully undergone hundreds of testing programs and performance evaluations at the local, state, and national levels.

The Distributor

Jet has a strong network of distributors licensed to sell, install, and service Jet Treatment Plants. Jet works with these local distributors, guiding them with training and follow-up in engineering, production, sales and office procedures. The company arranges frequent training seminars at its factory and sends factory specialists to aid the distributor in their territory. Jet prides itself on this program of close cooperation with its distributors, and credits this with being one of the major elements contributing to the distributors' success. As Jet's management puts it: "Jet products plus Jet training plus Jet Distributors makes an unbeatable Onsite Wastewater Treatment Team."

